
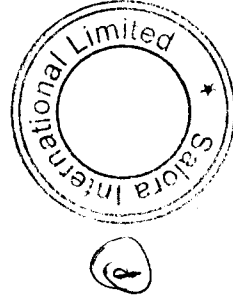


Statement Showing Shareholding Pattern

Category code	Category of Shareholder	Table (I)(a)						Shares Pledged or otherwise encumbered	
		Number of Shareholders	Total number of shares	Number of shares held in dematerialized form	Total shareholding as a percentage of total number of shares		Number of shares	As a percentage	
					As a percentage of (A+B) ¹	As a percentage of (A+B+C)			
(I)	(II)	(III)	(IV)	(V)	(VI)	(VII)	(VIII)	(IX) = (VIII)/(IV)*100	
(A)	Shareholding of Promoter and Promoter Group ²								
1	Indian								
(a)	Individuals/ Hindu Undivided Family	9	5317337	5317337	60.37	60.37	0	0.00	
(b)	Central Government/ State Government(s)	0	0	0	0.00	0.00	0	0.00	
(c)	Bodies Corporate	1	558929	558929	6.35	6.35	0	0.00	
(d)	Financial Institutions/ Banks	0	0	0	0.00	0.00	0	0.00	
(e)	Any Others(Specify)	0	0	0	0.00	0.00	0	0.00	
(e-i)									
(e-ii)									
	Sub Total(A)(1)	10	5876266	5876266	66.72	66.72	0	0.00	



Sr.No	Notes
1	NIL
2	
3	
4	
5	
6	
7	
8	
9	



(I)(a) Statement showing Shareholding Pattern

Name of the Company: SALORA INTERNATIONAL LTD.

Scrip Code, Name of the scrip, class of security: SALORAINTL, EQUITY SHARES


Quarter ended: 30th September, 2011

Partly paid-up shares:-	No. of partly paid-up shares	As a % of total no. of partly paid-up shares	As a % of total no. of shares of the Company
Held by Promoter/ Promoter Group	NIL	NIL	NIL
Held by Public	NIL	NIL	NIL
Total	NIL	NIL	NIL
Outstanding convertible securities:-	No. of outstanding securities	As a % of total no. of outstanding convertible securities	As a % of total no. of shares of the Company, assuming full conversion of the convertible securities
Held by Promoter/ Promoter Group	NIL	NIL	NIL
Held by Public	NIL	NIL	NIL
Total	NIL	NIL	NIL
Warrants:-	No. of warrants	As a % of total no. of warrant	As a % of total no. of shares of the Company, assuming full conversion of Warrants
Held by Promoter/ Promoter Group	NIL	NIL	NIL
Held by Public	NIL	NIL	NIL
Total	NIL	NIL	NIL
Total paid-up capital of the Company, assuming full conversion of warrants and convertible securities	N.A		




(P)

(D)(c) Statement showing Shareholding of persons belonging to the category "Public" and holding more than 1% of the total number of shares			
Sr. No.	Name of the shareholder	Number of shares	Shares as a percentage of total number of shares {i.e., Grand Total (A)+(B)+(C) indicated in Statement at para (D)(a) above}
1	BUSINESSMATCH SERVICES (INDIA) PVT. LTD.	194934	2.21
2	ANUJ SANTOSH GANERIWAL	92846	1.05
3	ATRUN FISCAL PVT. LTD.	89312	1.01
TOTAL		377092	4.28



(D)(d) Statement showing details of locked-in shares


Sr. No.	Name of the shareholder	Number of locked-in shares	Locked-in shares as a percentage of total number of shares {i.e., Grand Total (A)+(B)+(C) indicated in Statement at para (D)(a) above}
1		0	0.00
TOTAL		0	0.00



9

(II)(a) Statement showing details of Depository Receipts (DRs)

Sr. No.	Type of outstanding DR (ADRs, GDRs, SDRs, etc.)	Number of outstanding DRs	Number of shares underlying outstanding DRs	Shares underlying outstanding DRs as a percentage of total number of shares {i.e., Grand Total (A)+(B)+(C) indicated in Statement at para (D)(a) above}
1		0	0	0.00
TOTAL		0	0	0.00



(II)(b) Statement showing holding of Depository Receipts (DRs), where underlying shares held by "promoter/promoter group" are in excess of 1% of the total number of shares

Sr. No.	Name of the DR Holder	Type of outstanding DR (ADRs, GDRs, SDRs, etc.)	Number of shares underlying outstanding DRs	Shares underlying outstanding DRs as a percentage of total number of shares {i.e., Grand Total (A)+(B)+(C) indicated in Statement at para (D)(a) above}
1		0	0	0.00
TOTAL			0	0.00

